

HJBM PLUS



SQUARE WALL PLATE FAN, VARIABLE PITCH BLADES AND HIGH EFFICIENCY MOTOR

MANUFACTURING FEATURES

- Square plate made of galvanized steel sheet with polyester painting.
- Variable pitch angle polyamide impeller reinforced with fibreglass.
- Supplied with motor support and protection guard according to the UNE-EN 20-359-74 norm and the ROHS 2002/95/EC Directive (Restriction of the Use of Certain Hazardous Substances in Electrical and Electronic Equipments).
- High efficiency standard asynchronous squirrel-cage motor with IP-55 protection (wiring box IP-65) and Class F insulation. Manufactured with standard voltages: 230V 50Hz for the single phase motors and 230/400V 50Hz for the three phase motors.

APPLICATIONS

Designed for wall assembly, they are suitable for:

- Air renewal in buildings and industries.
- Maximum working temperature: single phase 50°C, three phase 60°C.

Accessories



INT



PC2



PCP



RP0



SFC

UNDER REQUEST

- Aluminium impeller.
- 60Hz fans.

Technical data

Single-phase motor / 2 poles

Code	Model	R.P.M.	Rated I. (A) 230V	Rated power kW	Max. Airflow w m3/h	Sound db (A)**	Weight t	Connect. diagram
268253103	HJBM PLUS 25 M2 0,18kW	2800	1,42	0,18	1.980	53	4,50	1
268303103	HJBM PLUS 30 M2 0,55kW	2800	3,71	0,55	3.920	56	6,50	1
268353103	HJBM PLUS 35 M2 1,1kW	2800	6,71	1,1	5.770	57	7,50	1

Single-phase motor / 4 poles

Code	Model	R.P.M.	Rated I. (A) 230V	Rated power kW	Max. Airflow w m3/h	Sound db (A)**	Weight t	Connect. diagram
268263103	HJBM PLUS 25 M4 0,06kW	1400	0,58	0,06	1.290	39	4	1
268313103	HJBM PLUS 30 M4 0,08kW	1370	0,9	0,08	2.210	42	5	1
268363103	HJBM PLUS 35 M4 0,12kW	1380	1,15	0,12	2.850	42	6,50	1
268403103	HJBM PLUS 40 M4 0,25kW	1400	1,93	0,25	4.700	48	9	1
268453103	HJBM PLUS 45 M4 0,37kW	1400	2,82	0,37	6.380	49	13	1
268503103	HJBM PLUS 50 M4 0,55kW	1400	3,98	0,55	8.060	50	18	1
268563103	HJBM PLUS 56 M4 0,75kW	1390	5,21	0,75	12.010	55	20	1

Single-phase motor / 6 poles

Code	Model	R.P.M.	Rated I. (A) 230V	Rated power kW	Max. Airflow w m3/h	Sound db (A)**	Weight t	Connect. diagram
268413103	HJBM PLUS 40 M6 0,04kW	920	0,6	0,04	2.770	36	9	1
268463103	HJBM PLUS 45 M6 0,13kW	920	1,3	0,13	4.720	41	13	1
268513103	HJBM PLUS 50 M6 0,13kW	920	1,3	0,13	6.050	43	18	1
268573103	HJBM PLUS 56 M6 0,21kW	945	2	0,21	7.810	45	20	1

Three-phase motor / 2 poles

Code	Model	R.P.M.	Rated I. (A) 400V	Rated power kW	Max. Airflow w m3/h	Sound db (A)**	Weight t	Connect. diagram
268253106	HJBM PLUS 25 T2 0,37kW	2800	0,91	0,37	1.980	53	4,50	2
268303106	HJBM PLUS 30 T2 0,75kW	2800	1,58	0,75	4.480	57	6,50	2

Code	Model	R.P.M.	Rated I. (A) 400V	Rated power kW	Max. Airflow w m3/h	Sound db (A)**	Weight t	Connect. diagram
268353106	HJBM PLUS 35 T2 1,1kW	2800	2,33	1,1	5.770	57	7,50	2

Three-phase motor / 4 poles

Code	Model	R.P.M.	Rated I. (A) 400V	Rated power kW	Max. Airflow w m3/h	Sound db (A)**	Weight t	Connect. diagram
268263106	HJBM PLUS 25 T4 0,12kW	1400	0,46	0,12	1.290	39	4	2
268313106	HJBM PLUS 30 T4 0,12kW	1400	0,46	0,12	2.210	42	5	2
268363106	HJBM PLUS 35 T4 0,25kW	1400	0,79	0,25	2.850	42	6,50	2
268403106	HJBM PLUS 40 T4 0,25kW	1400	0,79	0,25	4.700	48	9	2
268453106	HJBM PLUS 45 T4 0,55kW	1400	1,49	0,55	7.270	50	13	2
268503106	HJBM PLUS 50 T4 0,55kW	1400	1,49	0,55	9.330	52	18	2
268563106	HJBM PLUS 56 T4 0,75kW	1400	1,49	0,75	12.010	55	20	2

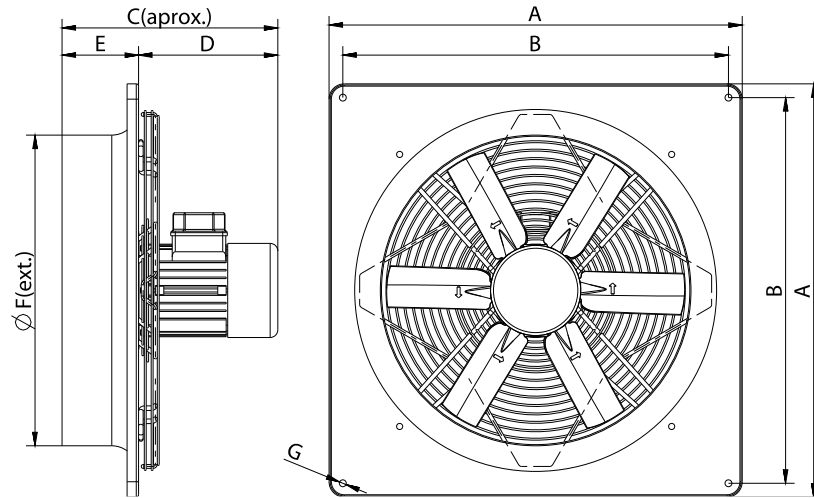
Three-phase motor / 6 poles

Code	Model	R.P.M.	Rated I. (A) 400V	Rated power kW	Max. Airflow w m3/h	Sound db (A)**	Weight t	Connect. diagram
268413106	HJBM PLUS 40 T6 0,12kW	850	0,62	0,12	2.770	36	9	2
268463106	HJBM PLUS 45 T6 0,13kW	920	0,40	0,13	4.720	41	13	2
268513106	HJBM PLUS 50 T6 0,13kW	920	0,40	0,13	6.050	43	18	2
268573106	HJBM PLUS 56 T6 0,21kW	945	0,59	0,21	7.810	45	20	2

Notes:

** Total sound pressure level at the point of maximum flow measured in dB(A) in the suction measured in free field at a distance of 6m from the source

Dimensions



Model	A	B	C	D	E	ØF	ØG
HJBM PLUS 25 M2 0,18kW	370	320	270,8	192,8	78	253	7
HJBM PLUS 25 M4 0,06kW	370	320	251,5	173,5	78	253	7
HJBM PLUS 25 T2 0,37kW	370	320	298,5	220,5	78	253	7
HJBM PLUS 25 T4 0,12kW	370	320	270,8	192,8	78	253	7
HJBM PLUS 30 M2 0,55kW	404	337	298,5	220,5	82	308	9
HJBM PLUS 30 M4 0,08kW	404	337	255,5	173,5	82	308	9
HJBM PLUS 30 T2 0,75kW	404	337	318,5	236,5	82	308	9
HJBM PLUS 30 T4 0,12kW	404	337	274,5	192,8	82	308	9
HJBM PLUS 35 M2 1,1kW	460	392	313,5	227,5	86	366	9
HJBM PLUS 35 M4 0,12kW	460	392	269,8	183,8	86	366	9
HJBM PLUS 35 T2 1,1kW	460	392	313,5	227,5	86	366	9
HJBM PLUS 35 T4 0,25kW	460	392	297,5	211,5	86	366	9
HJBM PLUS 40 M4 0,25kW	540	504	312	212	100	406	11
HJBM PLUS 40 M6 0,04kW	540	504	261,3	161,3	100	406	11
HJBM PLUS 40 T4 0,25kW	540	504	312	212	100	406	11
HJBM PLUS 40 T6 0,12kW	540	504	284,3	184,3	100	406	11
HJBM PLUS 45 M4 0,37kW	576	521,5	310	210	100	455	11
HJBM PLUS 45 M6 0,13kW	576	521,5	280	180	100	455	11
HJBM PLUS 45 T4 0,55kW	576	521,5	326	226	100	455	11
HJBM PLUS 45 T6 0,13kW	576	521,5	280	180	100	455	11
HJBM PLUS 50 M4 0,55kW	655	599,4	339,5	219,5	120	508	11
HJBM PLUS 50 M6 0,13kW	655	599,4	293,5	173,5	120	508	11
HJBM PLUS 50 T4 0,55kW	655	599,4	339,5	219,5	120	508	11
HJBM PLUS 50 T6 0,13kW	655	599,4	293,5	173,5	120	508	11
HJBM PLUS 56 M4 0,75kW	725	650	339,5	219,5	120	560	11

Model	A	B	C	D	E	ØF	ØG
HJBM PLUS 56 M6 0,21kW	725	650	293,5	173,5	120	563	11
HJBM PLUS 56 T4 0,75kW	725	650	339,5	219,5	120	560	11
HJBM PLUS 56 T6 0,21kW	725	650	293,5	173,5	120	560	11

Wiring diagram

DIAGRAM Nº 1

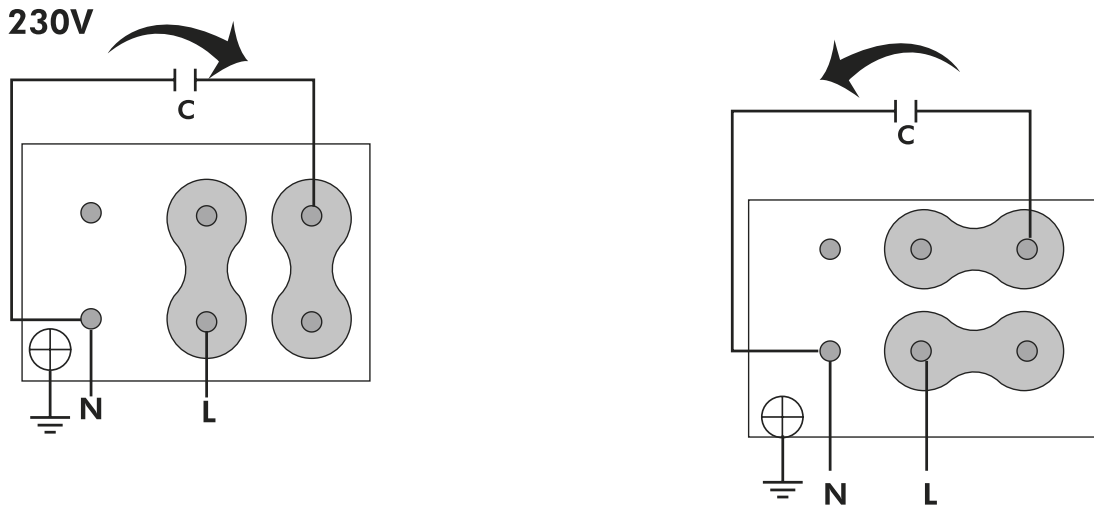
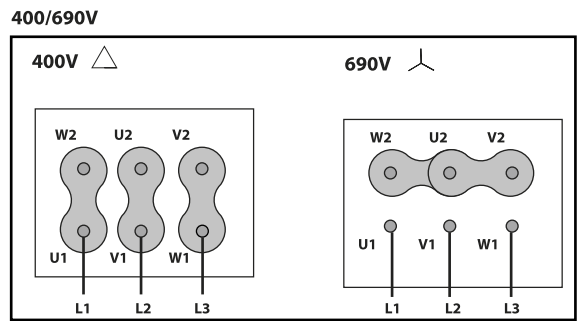
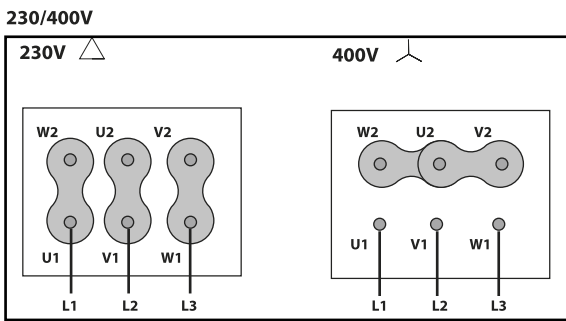


DIAGRAM Nº 2



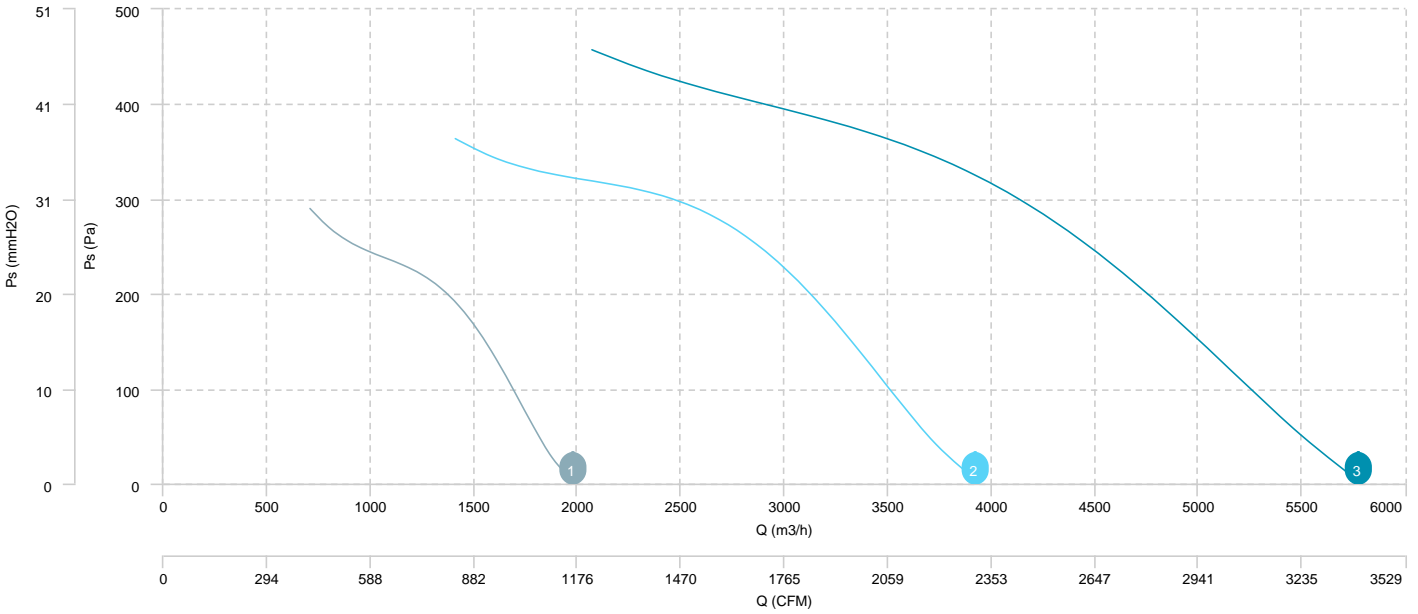
CHARACTERISTIC CURVE

1 HJBM PLUS 25 M2 0,18kW

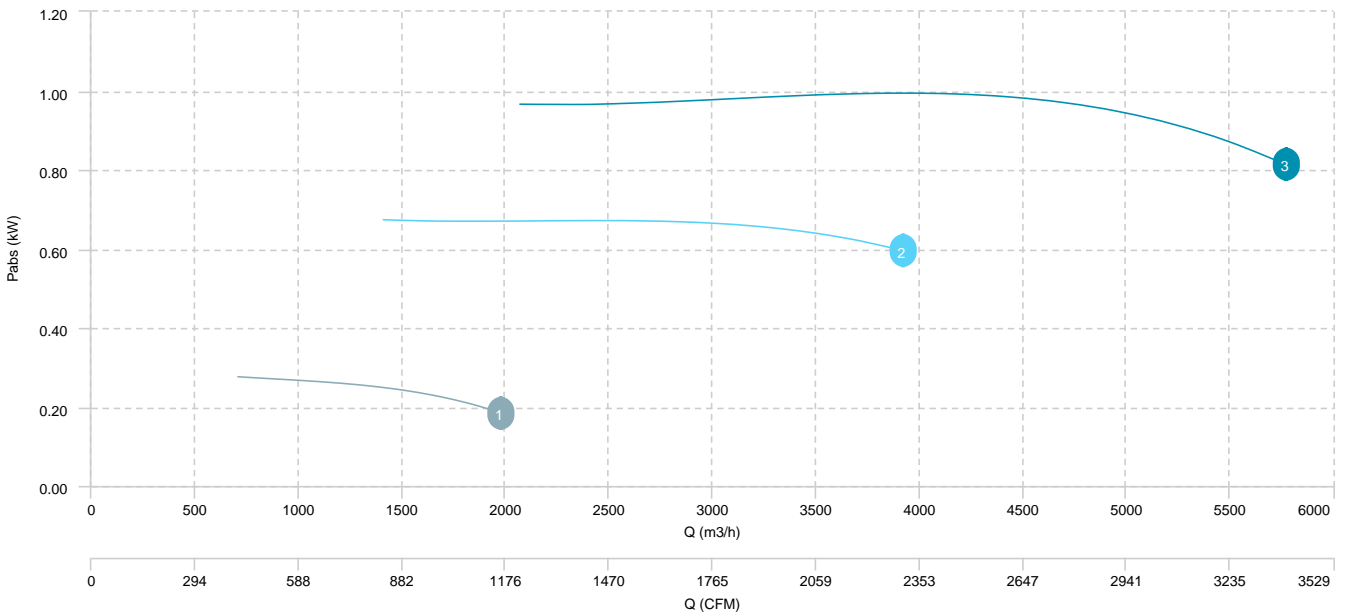
2 HJBM PLUS 30 M2 0,55kW

3 HJBM PLUS 35 M2 1,1kW

AIR FLOW - PRESSURE

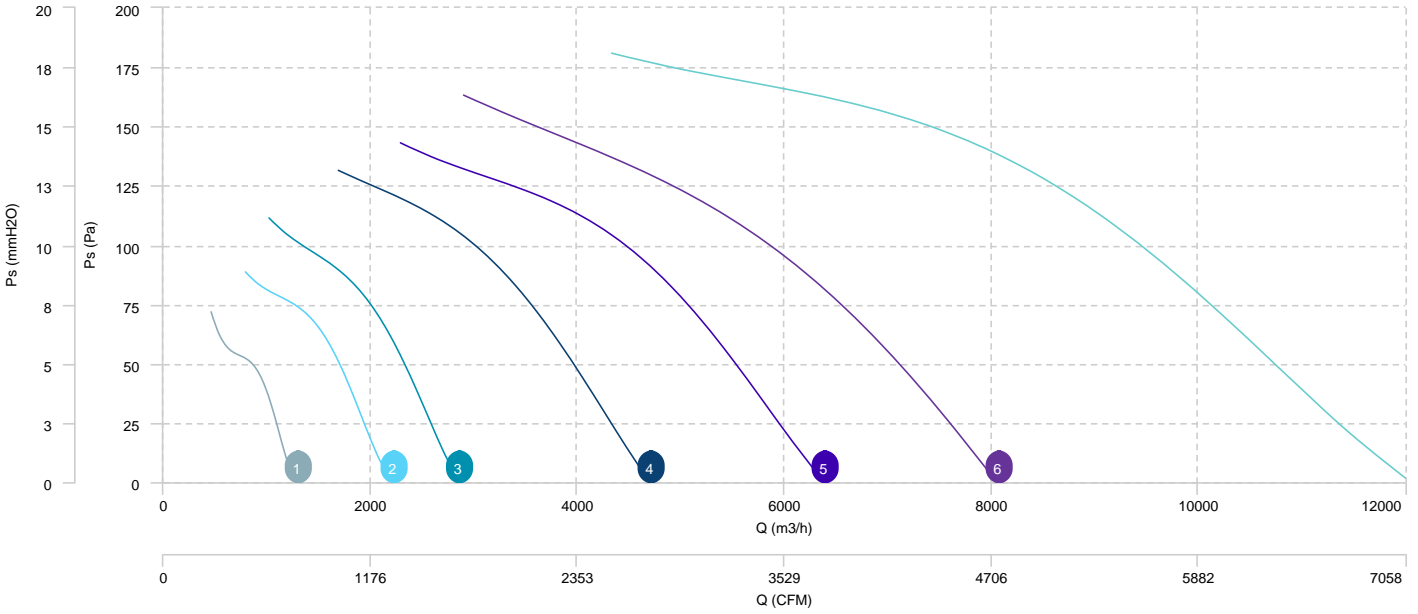


AIR FLOW - ABSORBED POWER

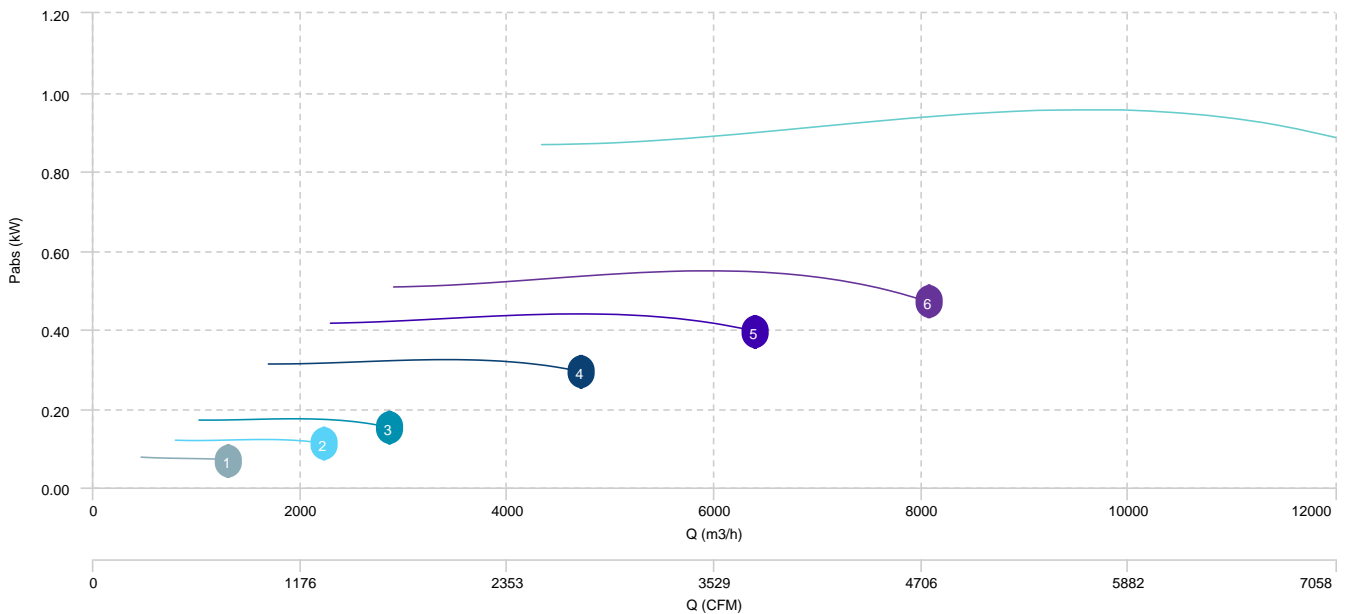


- | | | | | | | | |
|---|------------------------|---|------------------------|---|------------------------|---|------------------------|
| 1 | HJBM PLUS 25 M4 0,06kW | 2 | HJBM PLUS 30 M4 0,08kW | 3 | HJBM PLUS 35 M4 0,12kW | 4 | HJBM PLUS 40 M4 0,25kW |
| 5 | HJBM PLUS 45 M4 0,37kW | 6 | HJBM PLUS 50 M4 0,55kW | 7 | HJBM PLUS 56 M4 0,75kW | | |

AIR FLOW - PRESSURE



AIR FLOW - ABSORBED POWER



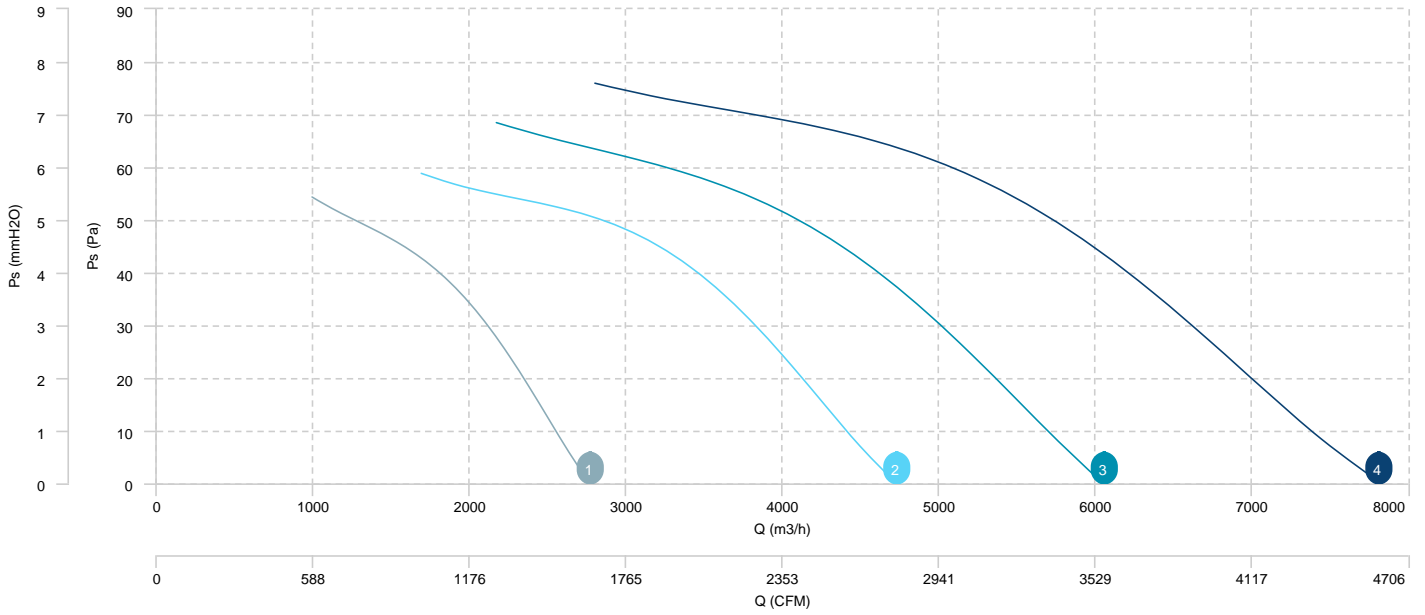
1 HJBM PLUS 40 M6 0,04kW

2 HJBM PLUS 45 M6 0,13kW

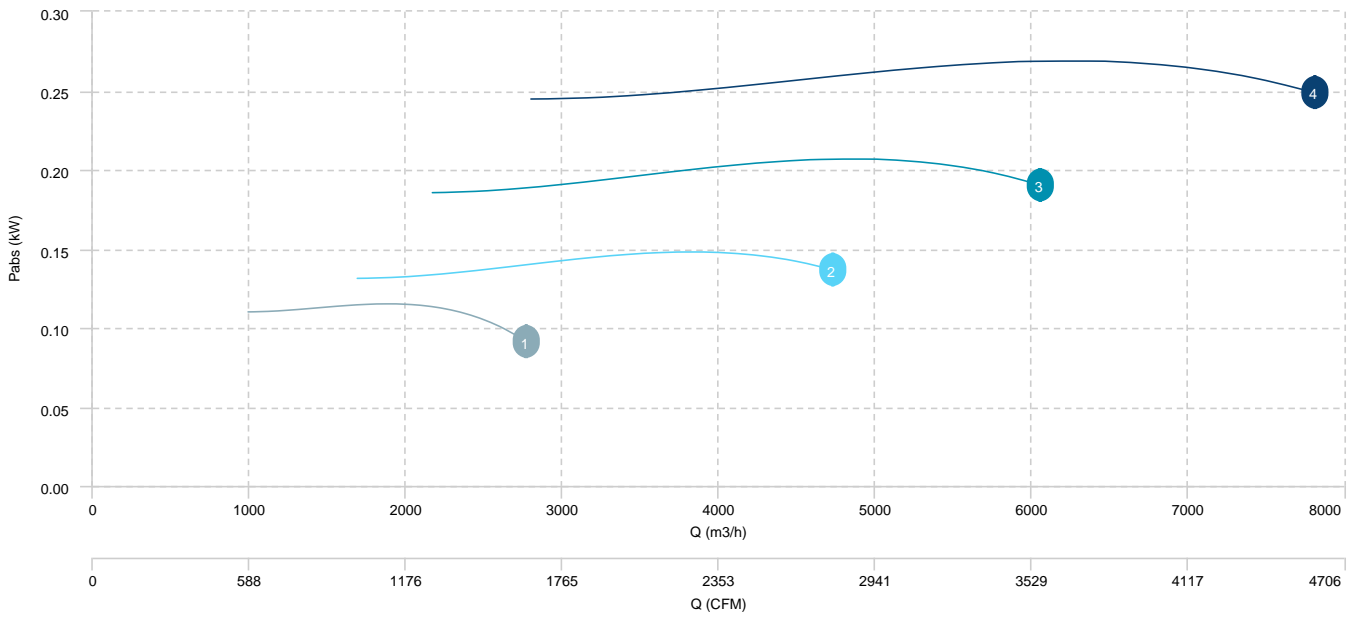
3 HJBM PLUS 50 M6 0,13kW

4 HJBM PLUS 56 M6 0,21kW

AIR FLOW - PRESSURE



AIR FLOW - ABSORBED POWER

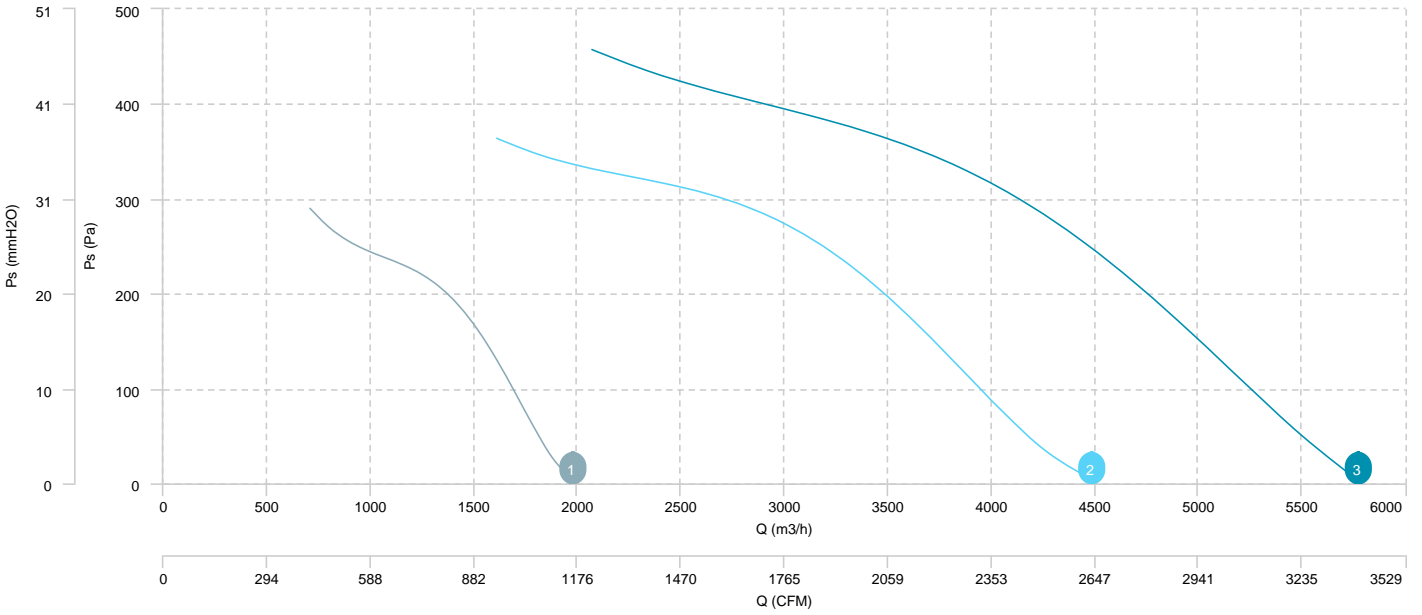


1 HJBM PLUS 25 T2 0,37kW

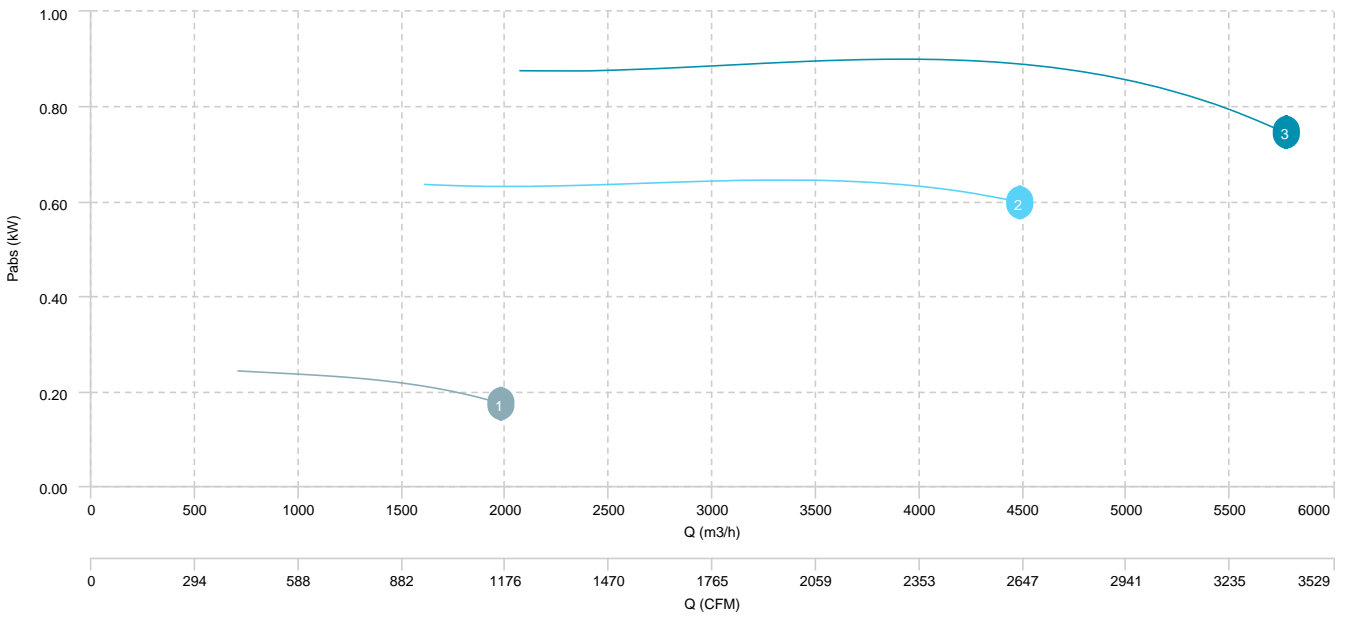
2 HJBM PLUS 30 T2 0,75kW

3 HJBM PLUS 35 T2 1,1kW

AIR FLOW - PRESSURE

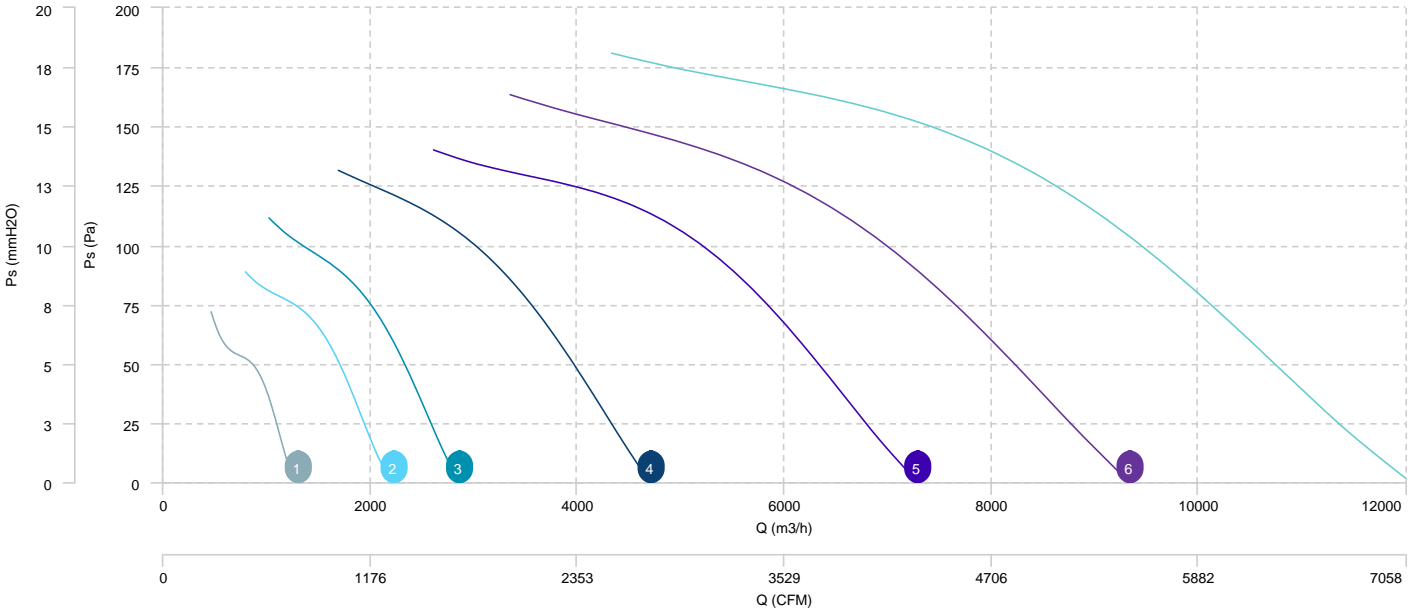


AIR FLOW - ABSORBED POWER

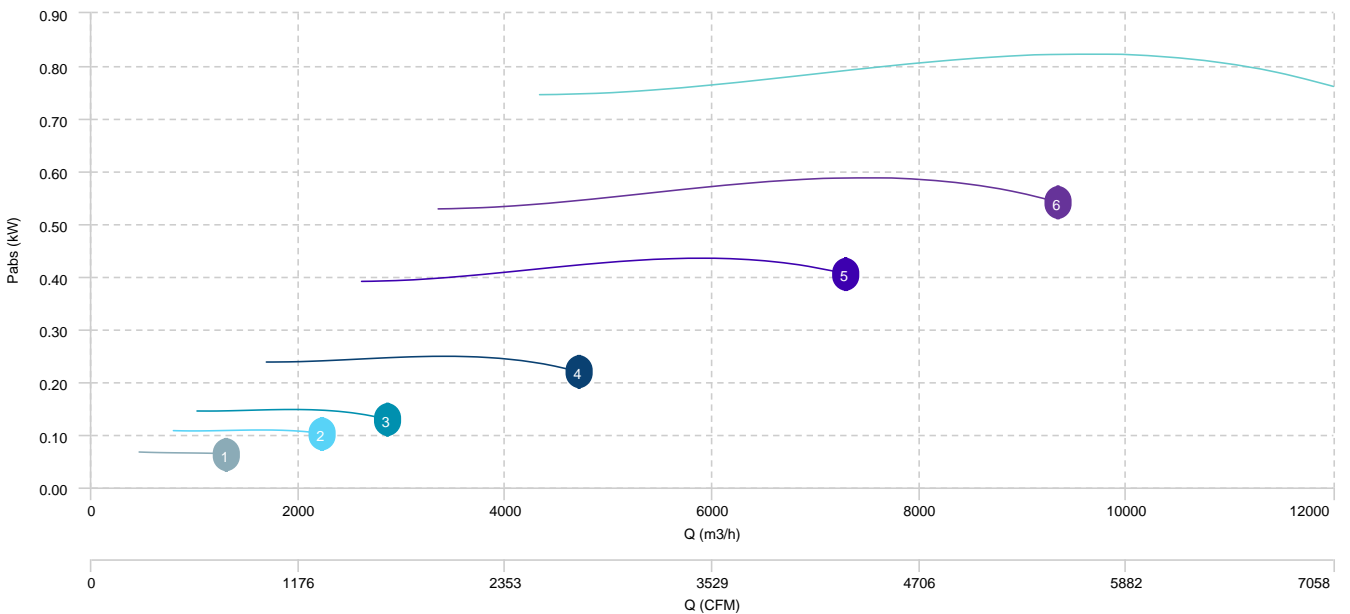


- | | | | | | | | |
|---|------------------------|---|------------------------|---|------------------------|---|------------------------|
| 1 | HJBM PLUS 25 T4 0,12kW | 2 | HJBM PLUS 30 T4 0,12kW | 3 | HJBM PLUS 35 T4 0,25kW | 4 | HJBM PLUS 40 T4 0,25kW |
| 5 | HJBM PLUS 45 T4 0,55kW | 6 | HJBM PLUS 50 T4 0,55kW | 7 | HJBM PLUS 56 T4 0,75kW | | |

AIR FLOW - PRESSURE



AIR FLOW - ABSORBED POWER



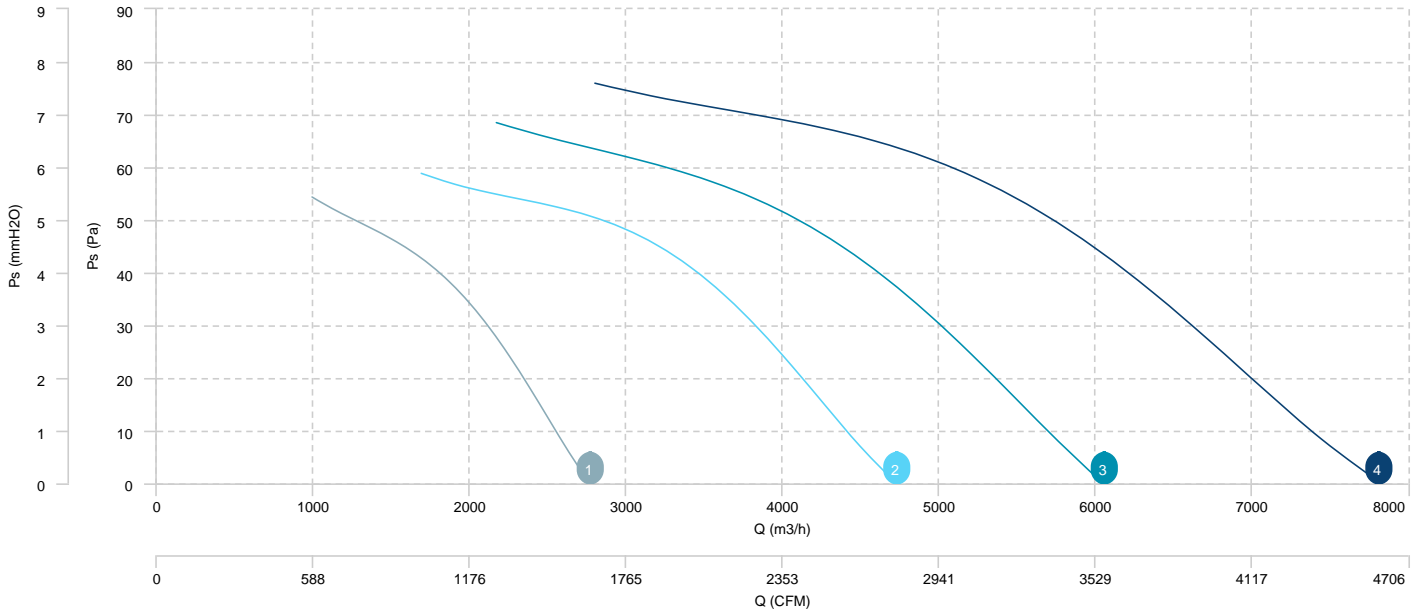
1 HJBM PLUS 40 T6 0,12kW

2 HJBM PLUS 45 T6 0,13kW

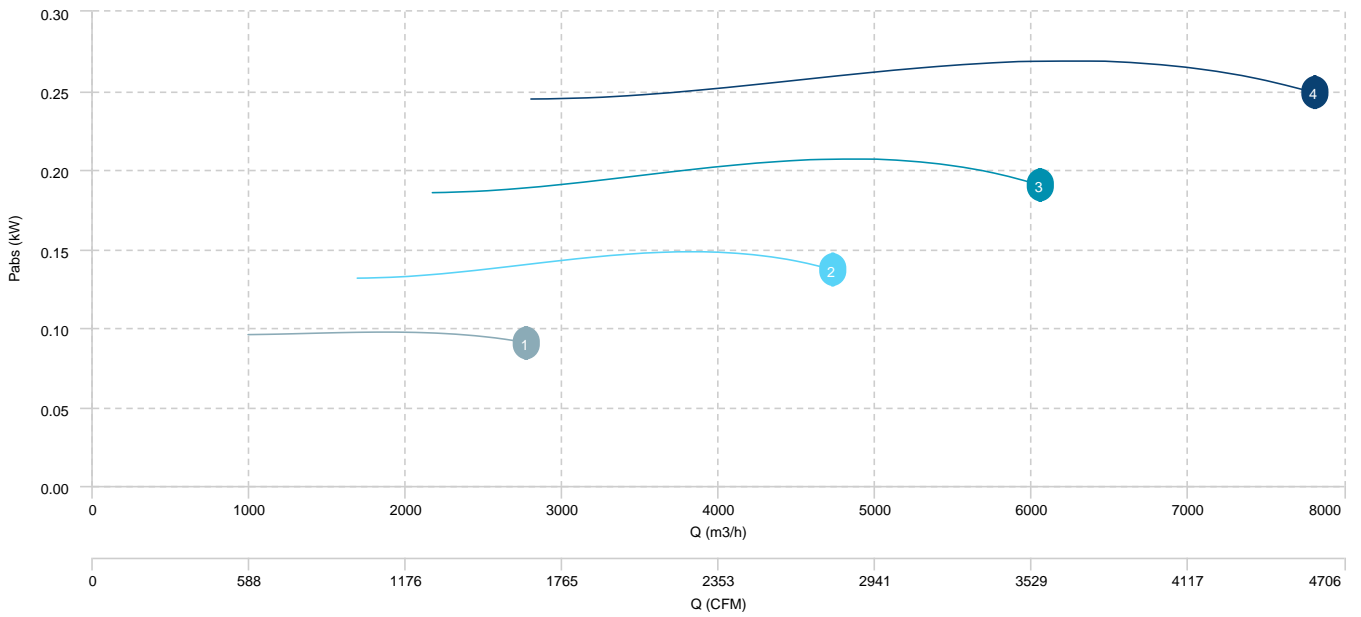
3 HJBM PLUS 50 T6 0,13kW

4 HJBM PLUS 56 T6 0,21kW

AIR FLOW - PRESSURE



AIR FLOW - ABSORBED POWER



Sound data

Sound / 2 poles

Sound power Lw dB (A)										
Model		63 Hz	125 Hz	250 Hz	500 Hz	1000 Hz	2000 Hz	4000 Hz	8000 Hz	Total
HJBM PLUS 25 M2 0,18kW (30°)	Inlet	49	58	65	69	72	72	73	66	79
HJBM PLUS 25 T2 0,37kW (30°)	Inlet	49	58	65	69	72	72	73	66	79
HJBM PLUS 30 M2 0,55kW (35°)	Inlet	51	60	65	73	73	76	77	71	82
HJBM PLUS 30 T2 0,75kW (40°)	Inlet	53	62	68	74	75	76	77	71	83
HJBM PLUS 35 M2 1,1kW (35°)	Inlet	55	63	70	73	76	76	78	73	83
HJBM PLUS 35 T2 1,1kW (35°)	Inlet	55	63	70	73	76	76	78	73	83

Sound / 4 poles

Sound power Lw dB (A)										
Model		63 Hz	125 Hz	250 Hz	500 Hz	1000 Hz	2000 Hz	4000 Hz	8000 Hz	Total
HJBM PLUS 25 M4 0,06kW (40°)	Inlet	34	44	52	55	58	58	59	53	65
HJBM PLUS 25 T4 0,12kW (40°)	Inlet	34	44	52	55	58	58	59	53	65
HJBM PLUS 30 M4 0,08kW (40°)	Inlet	38	47	52	58	60	61	62	56	68
HJBM PLUS 30 T4 0,12kW (40°)	Inlet	38	47	52	58	60	61	62	56	68
HJBM PLUS 35 M4 0,12kW (35°)	Inlet	40	48	54	58	60	61	62	57	68
HJBM PLUS 35 T4 0,25kW (35°)	Inlet	40	48	54	58	60	61	62	57	68
HJBM PLUS 40 M4 0,25kW (40°)	Inlet	48	55	60	64	67	68	68	62	74
HJBM PLUS 40 T4 0,25kW (40°)	Inlet	48	55	60	64	67	68	68	62	74
HJBM PLUS 45 M4 0,37kW (40°)	Inlet	48	55	61	65	68	68	69	62	75
HJBM PLUS 45 T4 0,55kW (45°)	Inlet	50	57	63	67	69	70	70	64	76
HJBM PLUS 50 M4 0,55kW (40°)	Inlet	50	57	63	66	70	69	70	63	76
HJBM PLUS 50 T4 0,55kW (45°)	Inlet	51	59	64	68	71	72	72	65	78
HJBM PLUS 56 M4 0,75kW (45°)	Inlet	55	62	68	71	74	75	74	68	81
HJBM PLUS 56 T4 0,75kW (45°)	Inlet	55	62	68	71	74	75	74	68	81

Sound / 6 poles

Sound power Lw dB (A)										
Model		63 Hz	125 Hz	250 Hz	500 Hz	1000 Hz	2000 Hz	4000 Hz	8000 Hz	Total
HJBM PLUS 40 M6 0,04kW (35°)	Inlet	35	42	48	51	54	56	57	50	62
HJBM PLUS 40 T6 0,12kW (35°)	Inlet	35	42	48	51	54	56	57	50	62
HJBM PLUS 45 M6 0,13kW (45°)	Inlet	41	48	53	57	60	61	61	54	67
HJBM PLUS 45 T6 0,13kW (45°)	Inlet	41	48	53	57	60	61	61	54	67

Sound power Lw dB (A)										
Model		63 Hz	125 Hz	250 Hz	500 Hz	1000 Hz	2000 Hz	4000 Hz	8000 Hz	Total
HJBM PLUS 50 M6 0,13kW (45°)	Inlet	42	49	55	59	62	62	62	56	69
HJBM PLUS 50 T6 0,13kW (45°)	Inlet	42	49	55	59	62	62	62	56	69
HJBM PLUS 56 M6 0,21kW (45°)	Inlet	46	53	58	62	65	65	65	58	71
HJBM PLUS 56 T6 0,21kW (45°)	Inlet	46	53	58	62	65	65	65	58	71

erp data

ERP	
Fan type	Axial fan
Installation category	A
Efficiency category	Static
The fan has to be installed with FSC	No

ERP / 2 poles

Model	Motor power (kW)	Maximum efficiency point data						
		Max. efficiency (%)	Efficiency grade (N) (N)	Air Flow (m3/h)	Ps (Pa)	Pabs (kW)	speed (rpm)	Specific ratio
HJBM PLUS 25 M2 0,18kW ()	0,18	30,15	40,23	1.313,62	210,73	0,26	2800	1,00
HJBM PLUS 25 T2 0,37kW ()	0,37	33,27	43,67	1.301,84	212,65	0,23	2800	1,00
HJBM PLUS 30 M2 0,55kW ()	0,55	30,30	37,72	2.550,40	292,67	0,67	2800	1,00
HJBM PLUS 30 T2 0,75kW ()	0,75	35,13	42,69	2.729,90	298,56	0,64	2800	1,00
HJBM PLUS 35 M2 1,1kW ()	1,1	36,49	42,85	3.621,61	353,93	0,99	2800	1,00
HJBM PLUS 35 T2 1,1kW ()	1,1	39,53	46,15	3.620,53	354,02	0,90	2800	1,00

ERP / 4 poles

Model	Motor power (kW)	Maximum efficiency point data						
		Max. efficiency (%)	Efficiency grade (N) (N)	Air Flow (m3/h)	Ps (Pa)	Pabs (kW)	speed (rpm)	Specific ratio
HJBM PLUS 35 M4 0,12kW ()	0,12	24,47	35,60	1.779,86	86,19	0,17	1380	1,00
HJBM PLUS 35 T4 0,25kW ()	0,25	28,74	40,31	1.779,99	86,18	0,15	1400	1,00
HJBM PLUS 40 M4 0,25kW ()	0,25	26,01	35,46	2.844,22	105,71	0,32	1400	1,00
HJBM PLUS 40 T4 0,25kW ()	0,25	33,91	44,08	2.837,68	105,92	0,25	1400	1,00
HJBM PLUS 45 M4 0,37kW ()	0,37	28,85	37,46	3.990,19	113,43	0,44	1400	1,00
HJBM PLUS 45 T4 0,55kW ()	0,55	34,88	43,60	4.489,92	117,50	0,42	1400	1,00
HJBM PLUS 50 M4 0,55kW ()	0,55	32,53	40,56	4.970,49	123,91	0,54	1400	1,00
HJBM PLUS 50 T4 0,55kW ()	0,55	37,10	45	5.613,26	134,14	0,56	1400	1,00
HJBM PLUS 56 M4 0,75kW ()	0,75	33,98	40,54	7.280,89	152,04	0,92	1390	1,00
HJBM PLUS 56 T4 0,75kW ()	0,75	38,76	45,73	7.276,15	152,11	0,79	1400	1,00

ERP / 6 poles

Model	Maximum efficiency point data							
	Motor power (kW)	Max. efficiency (%)	Efficiency grade (N) (N)	Air Flow (m ³ /h)	Ps (Pa)	Pabs (kW)	speed (rpm)	Specific ratio
HJBM PLUS 45 M6 0,13kW ()	0,13	28,57	40,26	2.887,40	49,55	0,14	920	1,00
HJBM PLUS 45 T6 0,13kW ()	0,13	28,54	40,23	2.887,40	49,55	0,14	920	1,00
HJBM PLUS 50 M6 0,13kW ()	0,13	29,27	40,04	3.636,18	56,31	0,20	920	1,00
HJBM PLUS 50 T6 0,13kW ()	0,13	29,27	40,04	3.636,18	56,31	0,20	920	1,00
HJBM PLUS 56 M6 0,21kW ()	0,19	32,85	42,89	4.716,01	63,89	0,26	945	1,00
HJBM PLUS 56 T6 0,21kW ()	0,2	32,85	42,89	4.716,01	63,89	0,26	945	1,00